

SBE 33 Carousel Deck Unit

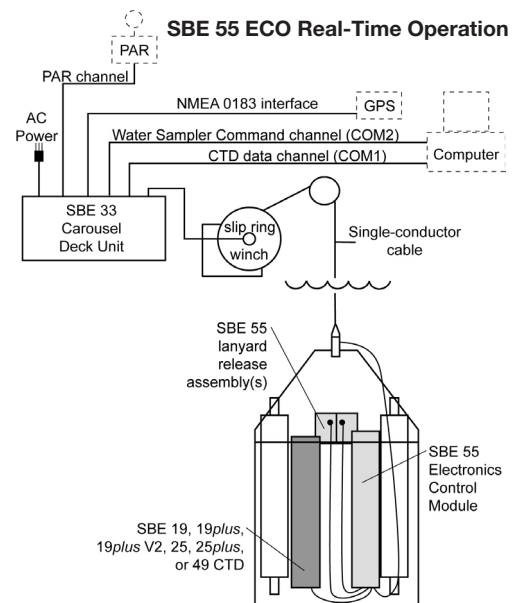
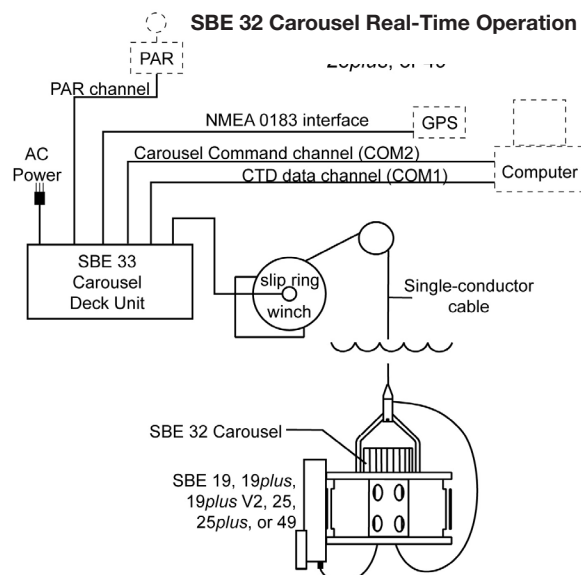
The rack-mountable SBE 33 provides surface power and real-time data acquisition and control for an SBE 32 Carousel Water Sampler (can close up to 24 bottles) with SBE 33 interface installed, or for the smaller SBE 55 ECO Water Sampler. When powered and controlled by the SBE 33, the water sampler can be used with an SBE 19, 19plus, 19plus V2, 25, 25plus, or 49 CTD, or without a CTD. The system provides real-time data telemetry and surface power for the CTD, and permits water sampler control with the SBE 33 front panel buttons or via our Seasave software.

The SBE 33 can also be used with a Power & Data Interface Module (PDIM) when a water sampler is not needed. The PDIM provides the same power and CTD data interface functionality as the water sampler, but without water sampling capability.



Features

- Surface power and real-time data acquisition and control for Sea-Bird water samplers and CTDs; two-way communication over single- or multi-conductor sea cable, and ample power for auxiliary sensors integrated with the CTD.
- Bottles fired sequentially or in any order; front-panel LED display indicates which bottles have been fired.
- NMEA and Surface PAR interfaces; decoded latitude and longitude, and Surface PAR data, appended to CTD data in SBE 33, and passed to computer for storage and/or display with CTD data.
- Seasoft® V2 Windows software package (setup, real-time data acquisition, data processing).
- Five-year limited warranty.

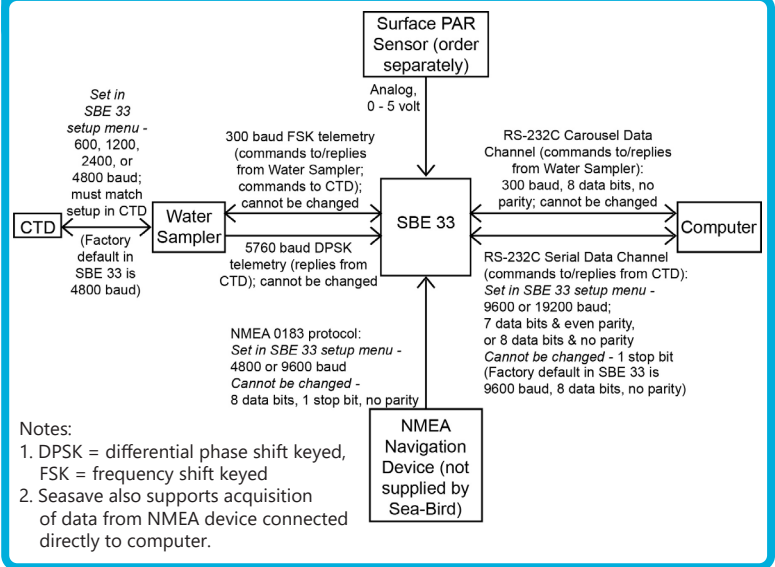


Options

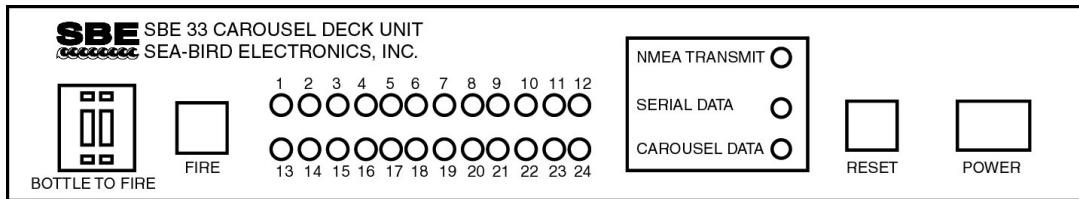
- 120, 240, or EU 240 VAC power input.
- XSG or wet-pluggable MCBH connectors for cable connection to water sampler.
- Other system components / accessories (order separately): Water Sampler (SBE 32 or SBE 55); PDIM for real-time data acquisition without a water sampler; CTD; Surface PAR sensor.

Input Power	120 VAC at 60 Hz and 1.75A or 240 VAC at 50 Hz and 1A (switchable)
Cable Compatibility	Single / multi-core armored cable up to 10 km long with inner core resistance up to 350 ohms and armor used as return
Water Sampler Compatibility	SBE 32 Carousel Water Sampler (any size); if using with 36-bottle Carousel, can only close 24 bottles SBE 55 ECO Water Sampler
Auxiliary Sensor Power	Approximately 1 Amp, in addition to CTD power, is available at CTD for support of auxiliary sensors
Surface PAR	12 V output to power Surface PAR sensor (sensor can be ordered from Sea-Bird)
NMEA	Support for NMEA 0183 protocol (NMEA device not supplied by Sea-Bird)
Dimensions	Cabinet with electronics rack mounting bracket; mount holes center to center 464 mm (18.25 in.). Dimensions 86 high x 444 wide x 375 mm deep (3.4 x 17.5 x 14.75 in.); Feet add 13 mm (0.5 in.) to height; mount ears add 38 mm (1.5 in.) to width

Data Telemetry



SBE 33 Front Panel



SBE 33 Back Panel

